



Master of Management Studies (MMS):

Foundations of Business

Class of 2022 Employment Report

Program Description

The [Master of Management Studies: Foundations of Business](#) program is an intensive 10-month program designed to provide students with 0-2 years' work experience a foundation in business fundamentals. As a pre-experience graduate degree in business, the MMS program offers the integration of a rigorous business curriculum with students' prior training in the liberal arts and sciences. In addition to learning core business skills, students build critical thinking and communication skills to enable them to ask the right questions, generate insights, and present solutions effectively.

Graduating Class Profile

Categories	Permanent Work Authorization (WA)	Non-Permanent Work Authorization (WA)	Total Graduates
SEEKING EMPLOYMENT	87 (56%)	68 (44%)	155
NOT SEEKING EMPLOYMENT			
Continuing Education	8	1	9
Employer Sponsored	2	1	3
Self Employed	2	5	6
Not Seeking for Other Reasons	0	0	0
TOTAL NOT SEEKING EMPLOYMENT	12	7	19
No information available	20	12	32
CLASS OF 2022 TOTAL GRADUATES	119	87	206

Class of 2022 total graduates	206
Not seeking employment	19
Continuing Education	9
Employer Sponsored	3
Self-employed	6
Not Seeking for Other Reasons	0
No information available	32
Total Seeking Employment	155

Class Profile

Average Age:	23
Work Experience ≤ 6 months:	171 (78%)
Women:	101 (46%)
GMAT range (middle 80%):	620 – 750
Average Undergraduate GPA:	3.42 (4.0 scale)
Undergraduate Institutions Represented:	130
Countries Represented:	25



Master of Management Studies (MMS): Foundations of Business

Employment Statistics – Timing of Job Offers and Acceptances¹

	Total Seeking Employment	By Graduation ²				Between Graduation and 3 Months Post Graduation				Between 3 months and 6 months post-graduation				Total Accepted (Employed) (FT/Short Term) Six Months Post Graduation				
		Full-Time		Short-Term		Full-Time		Short-Term		Full-Time		Short-Term		Full-Time		Short-Term		Total
		#	%	#	%	#	%	#	%	#	%	#	%	#	%	#	%	#
Permanent WA	87	33	38%	2	2%	39	45%	2	2%	7	8%	1	1%	80	91%	5	6%	84
Non Perm WA	69	30	44%	0	0%	29	43%	1	1%	7	0%	0	0%	66	97%	1	1%	69
TOTAL GRADUATES	155	63	40%	3	1%	68	44%	3	2%	14	9%	1	1%	145	94%	6	4%	152

¹ Job offer date and job acceptance date the same for almost all candidates, so only job acceptance date included.

² Short-Term positions = 20 hours or more per week (Fuqua/Duke Facilitated Volunteer Opportunities, Internships, or Part-Time Roles)

Primary Source of Full-Time Job Acceptances (School-facilitated and Graduate-facilitated)

24%

of accepted full-time job offers, or 28 jobs, were Fuqua-facilitated.

These jobs were found through alumni connections, campus interviews or job postings, or due to other introductions or events.

76%

of accepted full-time job offers, or 91 jobs, were Graduate-facilitated.

These jobs were found through networking, internet searches, job postings, third-party recruiters, or other avenues.

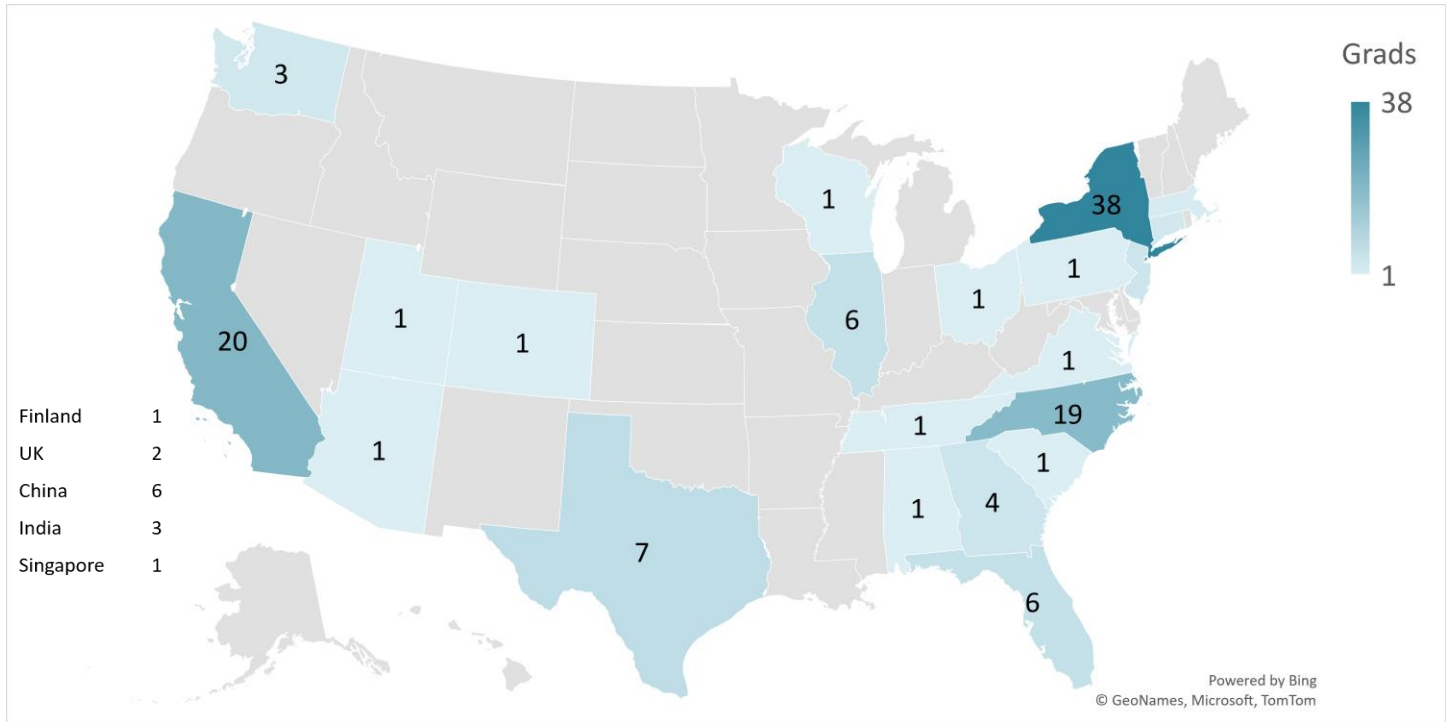
Full-time Offer Compensation Report

BASE SALARY	# Reporting	% Reporting	Mean	Median	50 th to 75 th Percentile	Low	High
Permanent Work Authorization	50	57%	\$82,050	\$82,000	\$82,000 – \$90,000	\$45,000	\$115,000
Non-Permanent Work Authorization	46	67%	\$89,504	\$91,940	\$71,000 – \$100,000	\$3,682	\$135,000
Total Graduates	96	62%	\$85,622	\$85,000	\$71,000 – \$85,000	\$3,682	\$135,000

All salaries reported in \$US, regardless of job location.

MMS Employment by Geography

US: Northeast: 50 | 35% - South: 32 | 23% - West: 24 | 17% - Mid-Atlantic: 5 | 4% - Midwest: 8 | 6% - Southwest: 9 | 6%
Abroad: Europe: 3 | 2% - Asia: 10 | 7%



Employers hiring at least one Duke MMS for a full-time role in 2021 – 2022¹

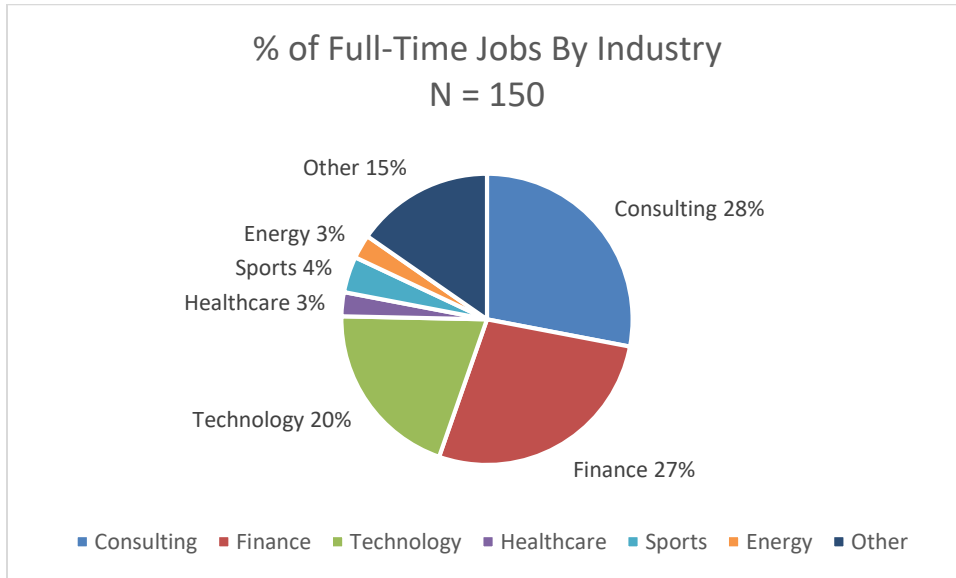
Accenture [^]	Equiteq*	Nuveen Leveraged Finance
Adobe	EY-Parthenon*+	OC&C Strategy Consultants*
Adventure Business Partners*	ESPN	Octo Consulting
AES Corporation*	Expedia	Office Hours
AlphaSense	Furl Stealth Start-up	Oliver Wyman Inc.
Amazon*	Goldman Sachs*+ [^]	OneReach.AI*
American Credit Acceptance LLC*	Google*	PakEnergy
Apple	Grant Thornton International	Pearl Meyer
APS Asset Management [^]	Hang Seng Bank [^]	Pepsi Co.+
ASC American Sun Components*	Harvard University	Point B
Avalere Health	Holder Construction	Procter & Gamble [^]
Bank of America	HSBC [^] +	PwC*+
Berkeley SkyDeck*	IDION*	RBC Capital Markets
Biosense Webster	Imperial Capital, LLC	Real Term
Blackstone Group	InMoment*	Reposit*
Bridgewater Associates	InsideMaps Inc.	Retsci
BTIG Capital Market Company	Intuit Mailchimp*	Rokt*
BW Missions	IQVIA	Roland Berger*
Capital One*+	Jain School Uniforms [^]	SCGC Capital
Carnival Cruise Line*	Jefferies Group LLP	Schneider Electric
CG42*	JP Morgan Chase & Co.	Shanghai Securities [^]
Cicero Group [^]	K1 Investment Management	Simon-Kucher & Partners*+
Citi	Keystone Strategy*+	Spanx
Code Green Solutions	Kinvest Capital	Spartan Direct Inc.
Coforge*+	KPMG	SpendHQ
Cognira*	Kuopio Steelers [^]	Splunk
CohnReznik Capital*	Legacy Pioneers	State Street
Cushman & Wakefield	L'Oreal USA, Inc.*+	SVB Financial Group
CVC Credit	Major League Hacking	Tapestry
D-1 Training	Mastercard Inc.*	TeamWorks
Dalio Family Office	Matician*	Tencent [^]
Dell*	Matterkind	Tik Tok
Deloitte LLP+	Miramar Global Executive Search	Title 21 Health Solutions*
Dentons	Morgan & Morgan*	UBS*
Deutsche Bank*	Morgan Stanley	United Talent Agency
DHL Consulting*	Moxo*	Viking Cruises
Dickensen World [^]	Nielsen	Walmart*
Duke University+	NielsenIQ*	Yami*
Epic Systems	NIO	ZS Associates*

+ Hired 2+ MMS students²; * U.S. Company that hired student without U.S. work authorization³; [^] Job outside the U.S.⁴

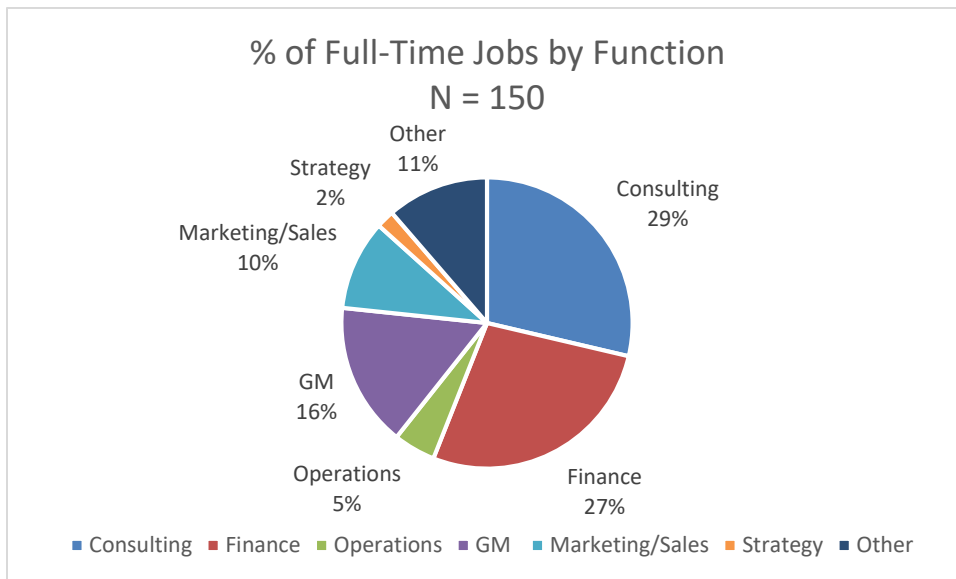
¹Total number of companies hiring MMS students **117**; ²Total number of companies hiring 2+ MMS students **12**

³Total number of U.S. companies hiring MMS students without U.S. work authorization **41**; ⁴Total number of companies hiring outside the U.S. **12**

Full-Time Jobs by Industry



Full-Time Jobs by Function



Contact Information

[MMS: Foundations of Business](#)

Career Management Center | Duke University Fuqua School of Business
100 Fuqua Drive, Box 90120, Durham, NC 27708-0120 | Tel +1.919.660.7810 | cmc-info@duke.edu